

YOUR ONESURVEY HOME REPORT

ADDRESS

Flat 2/1
18 Botanic Crescent
North Kelvinside
Glasgow, G20 8QJ

PREPARED FOR

Samuel Robertson

INSPECTION CARRIED OUT BY:



SELLING AGENT:

Corum - West End

HOME REPORT GENERATED BY:



Document Index

| Document | Status | Prepared By | Prepared On |
|------------------------|--------------|---|-------------|
| Single Survey | Final | Glasgow North - Allied Surveyors Scotland Ltd | 02/07/2025 |
| Mortgage Certificate | Final | Glasgow North - Allied Surveyors Scotland Ltd | 02/07/2025 |
| Property Questionnaire | Final | Mr. Samuel Robertson | 08/04/2025 |
| EPC | FileUploaded | Glasgow North - Allied Surveyors Scotland Ltd | 08/04/2025 |

Important Notice:

This report has been prepared for the purposes and use of the person named on the report. In order to ensure that you have sight of a current and up to date copy of the Home Report it is **essential** that you log onto www.onesurvey.org (free of charge) to download a copy personalised in your own name. This enables both Onesurvey and the Surveyor to verify that you have indeed had sight of the appropriate copy of the Home Report prior to your purchasing decision. This personalised report can then be presented to your legal and financial advisers to aid in the completion of your transaction. **Failure to obtain a personalised copy may prevent the surveyor having any legal liability to you as they will be unable to determine that you have relied on this report prior to making an offer to purchase.**

Neither the whole, nor any part of this report may be included in any published document, circular or statement, nor published in any way without the consent of Onesurvey Ltd. Only the appointed Chartered Surveyor can utilise the information contained herein for the purposes of providing a transcription report for mortgage/loan purposes.

P A R T 1 .

SINGLE SURVEY

A report on the condition of the property, with categories
being rated from 1 to 3.



Single Survey

Survey report on:

| | |
|---------------------------|---------|
| Surveyor Reference | GF/8747 |
|---------------------------|---------|

| | |
|-----------------|----------------------|
| Customer | Mr. Samuel Robertson |
|-----------------|----------------------|

| | |
|------------------------|---|
| Selling address | Flat 2/1 18 Botanic Crescent North Kelvinside Glasgow G20 8QJ |
|------------------------|---|

| | |
|---------------------------|------------|
| Date of Inspection | 01/07/2025 |
|---------------------------|------------|

| | |
|--------------------|--|
| Prepared by | A E MacDonald, BSc (Hons) MRICS Glasgow North - Allied Surveyors Scotland Ltd |
|--------------------|--|

SINGLE SURVEY TERMS AND CONDITIONS (WITH MVR)

PART 1 - GENERAL

1.1 THE SURVEYORS

The Seller has engaged the Surveyors to provide the Single Survey Report and a generic Mortgage Valuation Report for Lending Purposes. The Seller has also engaged the Surveyors to provide an Energy Report in the format prescribed by the accredited Energy Company.

The Surveyors are authorised to provide a transcript or retype of the generic Mortgage Valuation Report on to Lender specific pro-forma. Transcript reports are commonly requested by Brokers and Lenders. The transcript report will be in the format required by the Lender but will contain the same information, inspection date and valuation figure as the generic Mortgage Valuation Report and the Single Survey. The Surveyors will decline any transcript request which requires the provision of information additional to the information in the Report and the generic Mortgage Valuation Report until the Seller has conditionally accepted an offer to purchase made in writing.

Once the Seller has conditionally accepted an offer to purchase made in writing, the Purchaser's lender or conveyancer may request that the Surveyors provide general comment on standard appropriate supplementary documentation. In the event of a significant amount of documentation being provided to the Surveyors, an additional fee may be incurred by the Purchaser. Any additional fee will be agreed in writing.

If information is provided to the Surveyors during the conveyancing process which materially affects the valuation stated in the Report and generic Mortgage Valuation Report, the Surveyors reserve the right to reconsider the valuation. Where the Surveyors require to amend the valuation in consequence of such information, they will issue an amended Report and generic Mortgage Valuation Report to the Seller. It is the responsibility of the Seller to ensure that the amended Report and generic Mortgage Valuation Report are transmitted to every prospective Purchaser.

The individual Surveyor will be a member of the Royal Institution of Chartered Surveyors who is competent to survey, value and report upon Residential Property.¹

If the Surveyors have had a previous business relationship within the past two years with the Seller or Sellers Agent or relative to the property, they will be obliged to indicate this by ticking the adjacent box.



The Surveyors have a written complaints handling procedure. This is available from the offices of the Surveyors at the address stated.

1.2 THE REPORT

The Surveyors will not provide an amended Report on the Property, except to correct factual inaccuracies.

¹ Which shall be in accordance with the current RICS Valuation Standards (the Red Book) and RICS Codes of Conduct

The Report will identify the nature and source of information relied upon in its preparation.

The Surveyor shall provide a Market Value of the Property, unless the condition of the Property is such that it would be inappropriate to do so. A final decision on whether a loan will be granted rests with the Lender who may impose retentions in line with their lending criteria. The date of condition and value of the property will be the date of inspection.

To date, Purchasers have normally obtained their own report from their chosen Surveyor. By contrast, a Single Survey is instructed by the Seller and made available to all potential Purchasers in expectation that the successful Purchaser will have relied upon it. The Royal Institution of Chartered Surveyors rules require disclosure of any potential conflict of interest when acting for the Seller and the Purchaser in the same transaction. The Single Survey may give rise to a conflict of interest and if this is of concern to any party they are advised to seek their own independent advice.

The Report and any expressions or assessments in it are not intended as advice to the Seller or Purchaser or any other person in relation to an asking price or any other sales or marketing decisions.

The Report is based solely on the Property and is not to be relied upon in any manner whatsoever when considering the valuation or condition of any other property.

If certain minor matters are mentioned in the Report it should not be assumed that the Property is free of other minor defects.

Neither the whole nor any part of the Report may be published in any way, reproduced or distributed by any party other than the Seller, prospective purchasers and the Purchaser and their respective professional advisers without the prior written consent of the Surveyors.

1.3 LIABILITY

The Report is prepared with the skill and care reasonably to be expected of a competent residential surveyor who is a member of the Royal Institution of Chartered Surveyors.

The Report is addressed to the Seller and was prepared in the expectation that it (or a complete copy) along with these Terms and Conditions (or a complete copy) would (or, as the case might be, would have been) be disclosed and delivered to

- the Seller;
- any person(s) noting an interest in purchasing the Property from the Seller;
- any person(s) who make(s) (or on whose behalf is made) an offer to purchase the Property, whether or not that offer is accepted by the Seller;
- the Purchaser; and
- the professional advisers of any of these.

The Surveyors acknowledge that their duty of skill and care in relation to the Report is owed to the Seller and to the Purchaser. The Surveyors accept no responsibility or liability whatsoever in relation to the Report to persons other than the Seller and the Purchaser. The Seller and Purchaser should be aware that if a Lender seeks to rely on this Report they do so at their own risk. In particular, the Surveyors accept no responsibility or liability whatsoever to any Lender in relation to the Report. Any such Lender relies upon the Report entirely at their own risk.

1.4 GENERIC MORTGAGE VALUATION REPORT

The Surveyors undertake to the Seller that they will prepare a generic Mortgage Valuation Report, which will be issued along with the Single Survey. It is the responsibility of the Seller to ensure that the generic Mortgage Valuation Report is provided to every potential Purchaser.

1.5 TRANSCRIPT MORTGAGE VALUATION FOR LENDING PURPOSES

The Surveyors undertake that on being asked to do so by a prospective purchaser, or his/her professional advisor or Lender, they will prepare a Transcript Mortgage Valuation Report for Lending Purposes on terms and conditions to be agreed between the Surveyors and Lender and solely for the use of the Lender and upon which the Lender may rely. The decision as to whether finance will be provided is entirely a matter for the Lender. The Transcript Mortgage Valuation Report will be prepared from information contained in the Report and the generic Mortgage Valuation Report. 2

1.6 INTELLECTUAL PROPERTY

All intellectual property rights whatsoever (including copyright) in and to the Report, excluding the headings and rubrics, are the exclusive property of the Surveyors and shall remain their exclusive property unless they assign the same to any other party in writing.

1.7 PAYMENT

The Surveyors are entitled to refrain from delivering the Report to anyone until the fee and other charges for it notified to the Seller have been paid. Additional fees will be charged for subsequent inspections and Reports.

1.8 CANCELLATION

The Seller will be entitled to cancel the inspection by notifying the Surveyor's office at any time before the day of the inspection.

The Surveyor will be entitled not to proceed with the inspection (and will so report promptly to the Seller) if after arriving at the property, the Surveyor concludes that it is of a type of construction of which the surveyor has insufficient specialist knowledge to be able to provide the inspection satisfactorily. The Surveyor will also be entitled not to proceed if after arriving at the property, the surveyor concludes that the property is exempt under Part 3 of The Housing (Scotland) Act 2006 as detailed in the (Prescribed Documents) Regulations 2008. If there is a potential threat to their health or personal safety, the inspection may be postponed or cancelled, at the Surveyor's discretion.

In the case of cancellation or the inspection not proceeding, the Surveyor will refund any fees paid by the Seller for the inspection and Report, except for

expenses reasonably incurred and any fee due in light of the final paragraph of this section.

In the case of cancellation by the Seller, for whatever reason, after the inspection has taken place but before a written report is issued, the Surveyor will be entitled to raise an Invoice equivalent to 80% of the agreed fee.

1.9 PRECEDENCE

If there is any incompatibility between these Terms and Conditions and the Report, these Terms and Conditions take precedence.

1.10 DEFINITIONS

- the "Lender" is the party who has provided or intends or proposes to provide financial assistance to the Purchaser towards the purchase of the Property and in whose favour a standard security will be granted over the Property;
- the "Transcript Mortgage Valuation Report for Lending Purposes" means a separate report, prepared by the Surveyor, prepared from information in the Report and the generic Mortgage Valuation Report, but in a style and format required by the Lender. The Transcript Mortgage Valuation Report for Lending Purposes will be prepared with the skill and care reasonably to be expected from a surveyor who is a member of the Royal Institution of Chartered Surveyors and who is competent to survey, value and report on the Property;
- the "Generic Mortgage Valuation Report" means a separate report, prepared by the Surveyor from information in the Report but in the Surveyor's own format.
- the "Market Value" is *The estimated amount for which a property should exchange on the date of valuation between a willing buyer and a willing seller in an arm's-length transaction after proper marketing wherein the parties had each acted knowledgeably, prudently and without compulsion*
- the "Property" is the property which forms the subject of the Report;
- the "Purchaser" is the person (or persons) who enters into a contract to buy the Property from the Seller;
- a "prospective Purchaser" is anyone considering buying the Property.
- the "Report" is the report, of the kind described in Part 2 of these Terms and Conditions and in the form set out in part 1 of Schedule 1 of the Housing (Scotland) Act 2006 (Prescribed Documents) Regulations 2008;
- the "Seller" is/are the proprietor(s) of the Property;
- the "Surveyor" is the author of the Report on the Property; and

² Which shall be in accordance with the current RICS Valuation Standards (the Red Book) and RICS Rules of Conduct.

- the "Surveyors" are the firm or company of which the Surveyor is an employee, director, member or partner (unless the Surveyor is not an employee, director, member or partner, when the "Surveyors" means the Surveyor) whose details are set out at the head of the Report.
- the "Energy Report" is the advice given by the accredited Energy Company, based on information collected by the Surveyor during the Inspection, and also includes an Energy Performance Certificate, in a Government approved format.

PART 2 – DESCRIPTION OF THE REPORT

2.1 THE SERVICE

The Single Survey is a Report by an independent Surveyor, prepared in an objective way regarding the condition and value of the Property on the day of the inspection, and who is a member of the Royal Institution of Chartered Surveyors. It includes an Energy Report as required by Statute and this is in the format of the accredited Energy Company. In addition, the Surveyor has agreed to supply a generic Mortgage Valuation Report.

2.2 THE INSPECTION

The Inspection is a general surface examination of those parts of the Property which are accessible: in other words, *visible and readily available for examination from ground and floor levels, without risk of causing damage to the Property or injury to the Surveyor.*

All references to visual inspection refer to an inspection from within the property at floor level and from ground level within the site and adjoining public areas, without the need to move any obstructions. Any references to left or right are taken facing the front of the property.

The Inspection is carried out with the Seller's permission, without causing damage to the building or contents. Furniture, stored items and insulation are not moved.

Unless identified in the report the Surveyor will assume that no harmful or hazardous materials have been used in the construction. The presence or possible consequences of any site contamination will not be researched.

The Surveyor will not carry out an asbestos inspection, and will not be acting as an asbestos inspector in completing a Single Survey of properties that may fall within the Control of Asbestos in the Workplace Regulations. In the case of flats it will be assumed that there is a duty holder, as defined in the Regulations and that a Register of Asbestos and effective Management Plan is in place, which does not require any expenditure, or pose a significant risk to health. No enquiry of the duty holder will be made.

2.3 THE REPORT

The Report will be prepared by the Surveyor who carried out the property inspection and will describe various aspects of the property as defined by the headings of the Single Survey report with the comments being general and unbiased. The report on the location, style and condition of the property, will be concise and will be restricted to matters that could have a material effect upon value and will omit items that, in the Surveyor's opinion, are not

significant. If certain minor matters are mentioned, it should not be interpreted that the property is free of any other minor defects.

Throughout the report, the following repair categories will be used to give an overall opinion of the state of repair and condition of the property.

2.3.1 Category 3: Urgent repairs or replacement are needed now. Failure to deal with them may cause problems to other parts of the property or cause a safety hazard. Estimates for repairs or replacement are needed now.

2.3.2 Category 2: Repairs or replacement requiring future attention, but estimates are still advised.

2.3.3 Category 1: No immediate action or repair is needed.

WARNING: If left unattended, even for a relatively short period, Category 2 repairs can rapidly develop into more serious Category 3 repairs. The existence of Category 2 or Category 3 repairs may have an adverse effect on marketability, value and the sale price ultimately achieved for the property. This is particularly true during slow market conditions when the effect can be considerable.

Parts of the property, which cannot be seen or accessed, will not be reported upon and this will be stated. If the Surveyor suspects that a defect may exist within an unexposed area and which could have a material effect upon the value, he may recommend further investigation by specialist contractors.

2.4 SERVICES

Surveyors are not equipped or qualified to test the services and therefore no comment can be interpreted as implying that the design, installation and function of the services are in accordance/compliance with regulations, safety and efficiency expectations. However, comment is made where there is cause to suspect significant defects or shortcomings with the installations. No tests are made of any services or appliances.

2.5 ACCESSIBILITY

A section is included to help identify the basic information interested parties need to know to decide whether to view a property.

2.6 ENERGY REPORT

A section is included that makes provision for an Energy Report, relative to the property. The Surveyor will collect physical data from the property and provide such data in a format required by an accredited Energy Company. The Surveyor cannot of course accept liability for any advice given by the Energy Company.

2.7 VALUATION AND CONVEYANCER ISSUES

The last section of the Report contains matters considered relevant to the Conveyancer (Solicitor). It also contains the Surveyor's opinion both of the market value of the property and of the re-instatement cost, as defined below.

"Market Value" The estimated amount for which a property should exchange on the date of valuation between a willing buyer and a willing seller in an

arm's-length transaction after proper marketing wherein the parties had each acted knowledgeably, prudently and without compulsion. In arriving at the opinion of the Market Value the Surveyor also makes various standard assumptions covering, for example, vacant possession; tenure and other legal considerations; contamination and hazardous materials; the condition of un-inspected parts; the right to use mains services; and the exclusion of curtains, carpets etc. from the valuation. In the case of flats, the following further assumptions are made that:

- *There are rights of access and exit over all communal roadways, corridors, stairways etc. and to use communal grounds, parking areas, and other facilities;
- *There are no particularly troublesome or unusual legal restrictions;
- *There is no current dispute between the occupiers of the flats or any outstanding claims or losses; and the costs of repairs to the building are shared among the co-proprietors on an equitable basis.

Any additional assumption, or any found not to apply, is reported.

“Re-instatement cost” is an estimate for insurance purposes of the current cost of rebuilding the Property in its present form unless otherwise stated. This includes the cost of rebuilding the garage and permanent outbuildings, site clearance and professional fees, but excludes VAT (except on the fees).

Sellers or prospective Purchasers may consider it prudent to instruct a reinspection and revaluation after a period of 12 weeks (or sooner if appropriate) to reflect changing circumstances in the market and/or in the physical condition of the Property

1. INFORMATION AND SCOPE OF INSPECTION

This section tells you about the type, accommodation, neighbourhood, age and construction of the property. It also tells you about the extent of the inspection and highlights anything that the Surveyor could not inspect.

All references to visual inspection refer to an inspection from within the property without moving any obstructions and externally from ground level within the site and adjoining public areas. Any references to left or right in a description of the exterior of the property refer to the view of someone standing facing that part of the property from the outside.

The inspection is carried out without causing damage to the building or its contents and without endangering the occupiers or the Surveyor. Heavy furniture, stored items and insulation are not moved. Unless identified in the report the Surveyor will assume that no harmful or hazardous materials or techniques have been used in the construction. The presence or possible consequences of any site contamination will not be researched.

Services such as TV/cable connection, internet connection, swimming pools and other leisure facilities will not be inspected or reported on.

| | |
|--------------------------------|--|
| Description | Purpose built second floor flat situated within a four storey mid range tenement, containing eight separate flats. |
| Accommodation | Second floor: Entrance vestibule; entrance hall; living room (front); dining kitchen (rear); bedroom one (front); bedroom two (rear); bedroom 3 (front); bathroom, with WC (rear). |
| Gross internal floor area (m2) | 116 sq m. |
| Neighbourhood and location | <p>The property is situated within the Botanic district of Glasgow, a popular and mainly residential area forming part of the city's west end. The immediately surrounding area has been developed with properties of varying age and character, and all usual residential amenities and transport links are available within a short drive.</p> <p>The property has open outlooks to the front and is situated within the Glasgow West Conservation Area.</p> |
| Age | The property is believed to date from around 1900. |
| Weather | On the day of inspection the weather was overcast and dry. |
| Chimney stacks | <p>The property is served by a number of mutual chimney stacks. These, were visible, are finished externally in sandstone facing or smooth rendering and have lead flashings.</p> <p><i>Visually inspected with the aid of binoculars where required.</i></p> |

| | |
|-------------------------------------|---|
| Roofing including roof space | <p>The roof is principally pitched, assumed to be timber framed and is covered in concrete interlocking tiles. The roof structure incorporates lead lined valley gutters, around the tiled</p> <p>conical roofs over the bay windows to the front. No access was available to the communal roof void, as the access hatch at the top floor landing was padlocked on the day of inspection, and is</p> <p>located above 3m in height from the landing which is outwith the scope of inspection.</p> <p><i>Sloping roofs were visually inspected with the aid of binoculars where required.</i></p> <p><i>Flat roofs were visually inspected from vantage points within the property and where safe and reasonable to do so from a 3m ladder externally. Flat roofs have a limited life and depending on their age and quality of workmanship can fail at any time.</i></p> <p><i>Roof spaces were visually inspected and were entered where there was safe and reasonable access, normally defined as being from a 3m ladder within the property. If this is not possible, then physical access to the roof space may be taken by other means if the Surveyor deems it safe and reasonable to do so.</i></p> <p><i>Roofs are prone to water penetration during adverse weather but it is not always possible for surveyors to identify this likelihood in good or dry weather. All roofs should be inspected and repaired by reputable tradesmen on an annual basis and especially after storms.</i></p> |
| Rainwater fittings | <p>Gutters and downpipes are cast iron or metal alloy.</p> <p><i>Visually inspected with the aid of binoculars where required.</i></p> |
| Main walls | <p>The main walls are of traditional 600mm thickness, finished externally to the front in red sandstone facing, and to the rear in grey sandstone facing.</p> <p><i>Visually inspected with the aid of binoculars where required.</i></p> <p><i>Foundations and concealed parts were not exposed or inspected.</i></p> |
| Windows, external doors and joinery | <p>The windows are the original timber framed, single glazed units, of sash and case opening style. Providing access to the flat there are timber storm doors, leading to a timber and glazed door. It is understood that the windows were refurbished around 2020.</p> <p><i>Internal and external doors were opened and closed where keys were available.</i></p> <p><i>Random windows were opened and closed where possible.</i></p> <p><i>Doors and windows were not forced open.</i></p> |
| External decorations | <p>External woodwork and cast iron components have been painted.</p> <p><i>Visually inspected.</i></p> |
| Conservatories / porches | <p>There are no conservatories.</p> |

| | |
|---------------------------------------|---|
| Communal areas | <p>There is a communal stairwell giving access to all flats within the building. Access is obtained via timber and glazed, or timber doors, and there is a door entry system. Natural light is obtained to the stairwell from timber framed, single glazed windows in the rear elevation.</p> <p><i>Circulation areas visually inspected.</i></p> |
| Garages and permanent outbuildings | <p>To the rear of the tenement there is a brick bin store.</p> <p><i>Visually inspected.</i></p> |
| Outside areas and boundaries | <p>The garden grounds to the rear are communal and are given over to areas of grass and planted beds. Boundary definition is by brick walls and metal railings. To the front of the property there are shared pleasure gardens for which the flat is understood to have access to.</p> <p><i>Visually inspected.</i></p> |
| Ceilings | <p>The ceilings are lath and plaster or plasterboard. Some ceilings have decorative cornicework finishes</p> <p><i>Visually inspected from floor level.</i></p> |
| Internal walls | <p>The internal walls are lath and plaster, hard plastered or plasterboard. The walls in the bathroom are partially clad in timber panelling.</p> <p><i>Visually inspected from floor level.</i></p> <p><i>Using a moisture meter, walls were randomly tested for dampness where considered appropriate.</i></p> |
| Floors including sub floors | <p>The floors are of suspended timber design, overlaid with tongue and groove boarding, covered throughout with carpet, laminate, timber flooring or vinyl.</p> <p><i>Surfaces of exposed floors were visually inspected. No carpets or floor coverings were lifted.</i></p> <p><i>Sub-floor areas were inspected only to the extent visible from a readily accessible and unfixed hatch by way of an inverted "head and shoulders" inspection at the access point.</i></p> <p><i>Physical access to the sub floor area may be taken if the Surveyor deems it is safe and reasonable to do so, and subject to a minimum clearance of 1m between the underside of floor joists and the solum as determined from the access hatch.</i></p> |
| Internal joinery and kitchen fittings | <p>The internal joinery is typical of a property of this age and type. The kitchen has a modern range of wall and floor mounted units, and work surfaces which incorporate a composite sink and draining board. There are some integrated appliances and an island unit</p> <p><i>Built-in cupboards were looked into but no stored items were moved.</i></p> <p><i>Kitchen units were visually inspected excluding appliances.</i></p> |

| | |
|---------------------------------------|--|
| Chimney breasts and fireplaces | <p>Within the living room there is an open flue with an original fireplace. Other fireplaces within the property have been removed and are sealed over.</p> <p><i>Visually inspected. No testing of the flues or fittings was carried out.</i></p> |
| Internal decorations | <p>Internally the walls and ceilings are papered or painted.</p> <p><i>Visually inspected.</i></p> |
| Cellars | <p>There are no cellars.</p> |
| Electricity | <p>Electricity is from the mains supply. The circuit breaker consumer unit is wall mounted in a high level cupboard in the entrance hall.</p> <p><i>Accessible parts of the wiring were visually inspected without removing fittings. No tests whatsoever were carried out to the system or appliances.</i></p> <p><i>Visual inspection does not assess any services to make sure they work properly and efficiently and meet modern standards. If any services are turned off, the Surveyor will state that in the report and will not turn them on.</i></p> |
| Gas | <p>Gas is from the mains supply. The gas meter is located in a cupboard in the entrance hall.</p> <p><i>Accessible parts of the system were visually inspected without removing fittings. No tests whatsoever were carried out to the system or appliances.</i></p> <p><i>Visual inspection does not assess any services to make sure they work properly and efficiently and meet modern standards. If any services are turned off, the Surveyor will state that in the report and will not turn them on.</i></p> |
| Water, plumbing and bathroom fittings | <p>Water is from the main supply. Plumbing, where visible, is copper or PVC. The bathroom has a modern three piece suite, and includes a shower over the bath.</p> <p><i>Visual inspection of the accessible pipework, water tanks, cylinders and fittings without removing any insulation.</i></p> <p><i>No tests whatsoever were carried out to the system or appliances.</i></p> <p><i>Concealed areas around baths and shower trays cannot be inspected however water spillage over a period of time can result in unexpected defects to hidden parts of the building fabric.</i></p> |
| Heating and hot water | <p>Heating and hot water are supplied from the Valliant Ecotec Plus 831 gas fired boiler which is wall mounted in a cupboard in the kitchen. Heat is thereafter carried to panel radiators throughout.</p> <p><i>Accessible parts of the system were visually inspected apart from communal systems, which were not inspected.</i></p> <p><i>No tests whatsoever were carried out to the system or appliances.</i></p> |

| | |
|-------------------------------------|--|
| Drainage | <p>Drainage is assumed to be to a main sewer.</p> <p><i>Drainage covers etc were not lifted.</i></p> <p><i>Neither drains nor drainage systems were tested.</i></p> |
| Fire, smoke and burglar alarms | <p>There are smoke alarms in the property.</p> <p><i>Visually inspected.</i></p> <p><i>No test whatsoever were carried out to any systems or appliances.</i></p> <p><i>There is now a requirement in place for compliant interlinked fire, smoke and heat detectors in residential properties. The new fire smoke and alarm standard came into force in Scotland in February 2022, requiring a smoke alarm to be installed in the room most frequently used for living purposes and in every circulation space on each floor. A heat alarm also requires to be installed in each kitchen. The alarms need to be ceiling mounted and interlinked. Where there is a carbon fuelled appliance such as a boiler, open fire or wood burner etc. a carbon monoxide detector is also required.</i></p> <p><i>The surveyor will only comment on the presence of a smoke detector etc. but will not test them, ascertain if they are in working order, interlinked and / or fully compliant with the fire and smoke alarm standard that was introduced in 2022.</i></p> <p><i>We have for the purposes of the report, assumed the system is fully compliant, if not then the appropriate compliant system will required to be installed prior to sale. This of course should be confirmed by your legal advisor.</i></p> |
| Any additional limits to inspection | <p><i>Only the subject flat and internal communal areas giving access to the flat were inspected.</i></p> <p>If the roof space or under-building / basement is communal, reasonable and safe access is not always possible. If no inspection was possible, this will be stated. If no inspection was possible, the Surveyor will assume that there are no defects that will have a material effect on the valuation.</p> <p><i>The building containing the flat, including any external communal areas, was visually inspected only to the extent that the Surveyor is able to give an opinion on the general condition and standard of maintenance.</i></p> <p>An inspection for Japanese Knotweed was not carried out. This is a plant which is subject to control regulation, is considered to be invasive and one which can render a property unsuitable for some mortgage lenders. It is therefore assumed that there is no Japanese Knotweed within the boundaries of the property or its neighbouring property. Identification of Japanese Knotweed is best undertaken by a specialist contractor. If it exists removal must be undertaken in a controlled manner by specialist contractors. This can prove to be expensive.</p> <p><i>Normal maintenance is not treated as a repair for the purposes of the Single Survey. When a category 1 rating is provided this means the property must continue to be maintained in the normal way.</i></p> |

Sectional Diagram showing elements of a typical house



Reference may be made in this report to some or all of the above component parts of the property. This diagram may assist you in locating and understanding these items.

2. CONDITION

This section identifies problems and tells you about the urgency of any repairs by using one of the above 3 categories:

| Category 3 | Category 2 | Category 1 |
|--|---|--|
| Urgent repairs or replacement are needed now. Failure to deal with them may cause problems to other parts of the property or cause a safety hazard. Estimates for repairs or replacement are needed now. | Repairs or replacement requiring future attention, but estimates are still advised. | No immediate action or repair is needed. |

| Structural movement | |
|---------------------|--|
| Repair category: | 1 |
| Notes: | The property has been affected by a degree of historical structural movement, in line with surrounding properties. Based on this single inspection the movement noted appears longstanding in nature, and the likelihood of any further movement appears remote. |

| Dampness, rot and infestation | |
|-------------------------------|--|
| Repair category: | 1 |
| Notes: | No obvious significant dampness, rot or infestation was noted. |

| Chimney stacks | |
|------------------|---|
| Repair category: | 1 |
| Notes: | The chimneyheads are affected by typical weathering, where visible, |

| Roofing including roof space | |
|------------------------------|---|
| Repair category: | 1 |
| Notes: | <p>No obvious significant defects were noted, although there is moss growth from the roof tiling which is not seen as best practice.</p> <p>Concrete tiles are typically guaranteed for 30 years but have a reasonable life expectation around 50/60 years according to the BRE. Life expectancy will often depend on weathering and damage from the prevailing weather. A reputable roofing contractor will be able to advise on life expectancy and repair/replacement costs.</p> |

| Category 3 | Category 2 | Category 1 |
|--|---|--|
| Urgent repairs or replacement are needed now. Failure to deal with them may cause problems to other parts of the property or cause a safety hazard. Estimates for repairs or replacement are needed now. | Repairs or replacement requiring future attention, but estimates are still advised. | No immediate action or repair is needed. |

| | |
|--------------------|--|
| Rainwater fittings | |
| Repair category: | 1 |
| Notes: | No obvious significant defects were noted. |

| | |
|------------------|---|
| Main walls | |
| Repair category: | 1 |
| Notes: | Wall finishes are affected by typical weathering and staining. There is localised ivy growth which will require regular and careful maintenance. |

| | |
|-------------------------------------|--|
| Windows, external doors and joinery | |
| Repair category: | 1 |
| Notes: | No obvious significant defects were noted, although windows of this age and type will require a degree of maintenance to the mechanisms to maintain smooth operation. There would appear to be one or two sections of cracked and missing pointing which will require replacement as part of a regular maintenance programme. |

| | |
|----------------------|---|
| External decorations | |
| Repair category: | 1 |
| Notes: | Redecoration of painted finishes will be required as part of a regular maintenance programme. |

| | |
|--------------------------|------------------------------|
| Conservatories / porches | |
| Repair category: | |
| Notes: | There are no conservatories. |

| Category 3 | Category 2 | Category 1 |
|--|---|--|
| Urgent repairs or replacement are needed now. Failure to deal with them may cause problems to other parts of the property or cause a safety hazard. Estimates for repairs or replacement are needed now. | Repairs or replacement requiring future attention, but estimates are still advised. | No immediate action or repair is needed. |

| Communal areas | |
|------------------|---|
| Repair category: | 1 |
| Notes: | The communal areas are affected by typical wear and tear. The timber windows to the rear are affected by slight weathering externally. |

| Garages and permanent outbuildings | |
|------------------------------------|--|
| Repair category: | 1 |
| Notes: | No obvious significant defects were noted. |

| Outside areas and boundaries | |
|------------------------------|---|
| Repair category: | 1 |
| Notes: | The outside areas appear generally well maintained. There are mature trees growing within their own height of the property which will require to be carefully maintained on a regular basis. |

| Ceilings | |
|------------------|--|
| Repair category: | 1 |
| Notes: | Ceiling finishes are affected by minor blemishes and plaster cracking. |

| Internal walls | |
|------------------|--|
| Repair category: | 1 |
| Notes: | Wall finishes are affected by minor blemishes and general wear and tear. |

| Category 3 | Category 2 | Category 1 |
|--|---|--|
| Urgent repairs or replacement are needed now. Failure to deal with them may cause problems to other parts of the property or cause a safety hazard. Estimates for repairs or replacement are needed now. | Repairs or replacement requiring future attention, but estimates are still advised. | No immediate action or repair is needed. |

Floors including sub-floors

| | |
|------------------|---|
| Repair category: | 1 |
| Notes: | <p>No obvious significant defects were noted, although flooring is uneven underfoot in places which is fairly typical of the materials used.</p> <p>A degree of refixing of loose boards can be anticipated upon a change in floor coverings.</p> |

Internal joinery and kitchen fittings

| | |
|------------------|--|
| Repair category: | 1 |
| Notes: | No obvious significant defects were noted. |

Chimney breasts and fireplaces

| | |
|------------------|--|
| Repair category: | 1 |
| Notes: | <p>It is good practice to maintain ventilation at disused chimney flues to prevent a build-up of condensation.</p> <p>Should the opening grate be contemplated for use the chimney flue will require to be smoke tested and relined accordingly.</p> |

Internal decorations

| | |
|------------------|--|
| Repair category: | 1 |
| Notes: | The property is freshly and attractively presented throughout. |

Cellars

| | |
|------------------|-----------------------|
| Repair category: | |
| Notes: | There are no cellars. |

| Category 3 | Category 2 | Category 1 |
|--|---|--|
| Urgent repairs or replacement are needed now. Failure to deal with them may cause problems to other parts of the property or cause a safety hazard. Estimates for repairs or replacement are needed now. | Repairs or replacement requiring future attention, but estimates are still advised. | No immediate action or repair is needed. |

| Electricity | |
|------------------|--|
| Repair category: | 1 |
| Notes: | <p>Although the electrical system is of an mid aged style there are circuit breaker switches present at the consumer unit.</p> <p>There are a number of non-compliant features, including sockets within skirting boards which is not uncommon for a property of this type.</p> <p>The full system should be tested by a SELECT registered contractor, at which point localised upgrading work may be recommended.</p> |

| Gas | |
|------------------|--|
| Repair category: | 1 |
| Notes: | <p>All gas appliances should be subject to a regular maintenance programme by a Gas Safe registered plumber. The valuation assumes the gas installation complies with current regulations.</p> |

| Water, plumbing and bathroom fittings | |
|---------------------------------------|--|
| Repair category: | 1 |
| Notes: | No obvious significant defects were noted. |

| Heating and hot water | |
|-----------------------|--|
| Repair category: | 2 |
| Notes: | <p>The central heating system is now mid-aged and as such will be less efficient than a modern equivalent.</p> <p>It is good practice to have a regular maintenance contract in place in respect of the heating system.</p> <p>There is evidence of microbore plumbing which is not seen as the best and most effective way of transmitting heat to the radiators.</p> |

| Category 3 | Category 2 | Category 1 |
|--|---|--|
| Urgent repairs or replacement are needed now. Failure to deal with them may cause problems to other parts of the property or cause a safety hazard. Estimates for repairs or replacement are needed now. | Repairs or replacement requiring future attention, but estimates are still advised. | No immediate action or repair is needed. |

| | |
|------------------|---------------------------------------|
| Drainage | |
| Repair category: | <div>1</div> |
| Notes: | No obvious significant defects noted. |

Set out below is a summary of the condition of the property which is provided for reference only. You should refer to the comments above for detailed information.

| | |
|--|---|
| Structural movement | 1 |
| Dampness, rot and infestation | 1 |
| Chimney stacks | 1 |
| Roofing including roof space | 1 |
| Rainwater fittings | 1 |
| Main walls | 1 |
| Windows, external doors and joinery | 1 |
| External decorations | 1 |
| Conservatories / porches | |
| Communal areas | 1 |
| Garages and permanent outbuildings | 1 |
| Outside areas and boundaries | 1 |
| Ceilings | 1 |
| Internal walls | 1 |
| Floors including sub-floors | 1 |
| Internal joinery and kitchen fittings | 1 |
| Chimney breasts and fireplaces | 1 |
| Internal decorations | 1 |
| Cellars | |
| Electricity | 1 |
| Gas | 1 |
| Water, plumbing and bathroom fittings | 1 |
| Heating and hot water | 2 |
| Drainage | 1 |

Remember

The cost of repairs may influence the amount someone is prepared to pay for the property. We recommend that relevant estimates and reports are obtained in your own name.

Warning

If left unattended, even for a relatively short period, Category 2 repairs can rapidly develop into more serious Category 3 repairs. The existence of Category 2 or Category 3 repairs may have an adverse effect on marketability, value and the sale price ultimately achieved for the property. This is particularly true during slow market conditions where the effect can be considerable.

3. ACCESSIBILITY INFORMATION

Guidance Notes on Accessibility Information

Three steps or fewer to a main entrance door of the property: In flatted developments the 'main entrance' would be the flat's own entrance door, not the external door to the communal stair. The 'three steps or fewer' are counted from external ground level to the flat's entrance door. Where a lift is present, the count is based on the number of steps climbed when using the lift.

Unrestricted parking within 25 metres: For this purpose, 'Unrestricted parking' includes parking available by means of a parking permit. Restricted parking includes parking that is subject to parking restrictions, as indicated by the presence of solid yellow, red or white lines at the edge of the road or by a parking control sign, parking meters or other coinoperated machines.

| | |
|--|---|
| 1. Which floor(s) is the living accommodation on? | Second |
| 2. Are there three steps or fewer to a main entrance door of the property? | <input type="checkbox"/> YES <input checked="" type="checkbox"/> NO |
| 3. Is there a lift to the main entrance door of the property? | <input type="checkbox"/> YES <input checked="" type="checkbox"/> NO |
| 4. Are all door openings greater than 750mm? | <input type="checkbox"/> YES <input checked="" type="checkbox"/> NO |
| 5. Is there a toilet on the same level as the living room and kitchen? | <input checked="" type="checkbox"/> YES <input type="checkbox"/> NO |
| 6. Is there a toilet on the same level as a bedroom? | <input checked="" type="checkbox"/> YES <input type="checkbox"/> NO |
| 7. Are all rooms on the same level with no internal steps or stairs? | <input checked="" type="checkbox"/> YES <input type="checkbox"/> NO |
| 8. Is there unrestricted parking within 25 metres of an entrance door to the building? | <input checked="" type="checkbox"/> YES <input type="checkbox"/> NO |

4. VALUATION AND CONVEYANCER ISSUES

This section highlights information that should be checked with a solicitor or licensed conveyancer. It also gives an opinion of market value and an estimated re-instatement cost for insurance purposes.

Matters for a solicitor or licensed conveyancer

The re-building cost for insurance purposes is for the subject property only and is given solely as a guide, as it is assumed the building as a whole is insured under a single policy. It is recommended that you update this figure regularly to ensure that you have adequate cover or alternatively seek specialist advice from your insurer.

The valuation assumes the flat is burdened with an equitable share of the cost of common repairs to the building of which it forms a part.

The property is situated in an area of known former mine workings. The valuation assumes the usual enquiries with the Coal Authority will reveal nothing adverse.

The property is situated in the Glasgow West Conservation Area.

Where items of maintenance or repair have been identified, the purchaser should satisfy themselves as to the costs and implications of these issues prior to making an offer to purchase.

Estimated re-instatement cost (£) for insurance purposes

£550,000 (Five Hundred and Fifty Thousand Pounds Sterling).

The re-building cost for insurance purposes is for the subject property only and is given solely as a guide, as it is assumed the building as a whole is insured under a single policy. It is recommended that you update this figure regularly to ensure that you have adequate cover or alternatively seek specialist advice from your insurer.

Valuation (£) and market comments

The market value of the property, in its present condition, and with vacant possession is: £440,000 (Four Hundred and Forty Thousand Pounds)

| | |
|------------------------|--|
| Report author: | A E MacDonald, BSc (Hons) MRICS |
| Company name: | Glasgow North - Allied Surveyors Scotland Ltd |
| Address: | Herbert House 24 Herbert Street Glasgow G20 6NB |
| Signed: | Electronically Signed: 277820-C76CD5A6-F95A |
| Date of report: | 02/07/2025 |

P A R T 2 .

MORTGAGE VALUATION REPORT

Includes a market valuation of the property.





Mortgage Valuation Report

| | | |
|---------------------|---|---|
| Property: | Flat 2/1 18 Botanic Crescent North Kelvinside Glasgow G20 8QJ | Client: Mr. Samuel Robertson Tenure: Ownership |
| Date of Inspection: | 01/07/2025 | Reference: GF/8747/EMACD/AS |

This report has been prepared as part of the seller's instructions to carry out a Single Survey on the property referred to above. The purpose of this report is to summarise the Single Survey for the purpose of advising a potential lender on the suitability of the property for mortgage purposes. The decision as to whether mortgage finance will be provided is entirely a matter for the lender. You should not rely on this report in making your decision to purchase but consider all the documents provided in the Home Report. Your attention is drawn to the additional comments elsewhere within the report which set out the extent and limitations of the service provided. This report should be read in conjunction with the Single Survey Terms and Conditions (with MVR). In accordance with RICS Valuation – Global Standards 2017 this report is for the use of the party to whom it is addressed or their named client or their nominated lender. No responsibility is accepted to any third party for the whole or any part of the reports contents. Neither the whole or any part of this report may be included in any document, circular or statement without prior approval in writing from the surveyor.

1.0 LOCATION

The property is situated within the Botanic district of Glasgow, a popular and mainly residential area forming part of the city's west end. The immediately surrounding area has been developed with properties of varying age and character, and all usual residential amenities and transport links are available within a short drive.

The property has open outlooks to the front and is situated within the Glasgow West Conservation Area.

| | | | |
|-----|-------------|----------|--|
| 2.0 | DESCRIPTION | 2.1 Age: | The property is believed to date from around 1900. |
|-----|-------------|----------|--|

Purpose built second floor flat situated within a four storey mid range tenement, containing eight separate flats.

3.0 CONSTRUCTION

The main walls are of conventional 600mm thickness, finished externally in red and grey sandstone facing.

The roof is pitched, timber framed and covered in tiles.

4.0 ACCOMMODATION

Second floor: Entrance vestibule; entrance hall; living room (front); dining kitchen (rear); bedroom one (front); bedroom two (rear); bedroom 3 (front); bathroom, with WC (rear).

5.0 SERVICES (No tests have been applied to any of the services)

| | | | | | | | |
|------------------|-------------------------------|--------------|-------|------|-------|-----------|-------|
| Water: | Mains | Electricity: | Mains | Gas: | Mains | Drainage: | Mains |
| Central Heating: | Gas fired system to radiators | | | | | | |

6.0 OUTBUILDINGS

| | |
|---------|------------------|
| Garage: | None |
| Others: | Brick bin store. |

| | | | | | |
|---|---|-----------------|--|-----|----------------------|
| 7.0 | GENERAL CONDITION - A building survey has not been carried out, nor has any inspection been made of any woodwork, services or other parts of the property which were covered, unexposed or inaccessible. The report cannot therefore confirm that such parts of the property are free from defect. Failure to rectify defects, particularly involving water penetration may result in further and more serious defects arising. Where defects exist and where remedial work is necessary, prospective purchasers are advised to seek accurate estimates and costings from appropriate Contractors or Specialists before proceeding with the purchase. Generally we will not test or report on boundary walls, fences, outbuildings, radon gas or site contamination. | | | | |
| Having regard to its age and type of construction the property appears to have been adequately maintained. | | | | | |
| 8.0 | ESSENTIAL REPAIR WORK (as a condition of any mortgage or, to preserve the condition of the property) | | | | |
| None | | | | | |
| 8.1 Retention recommended: | | | No | | |
| 9.0 | ROADS & FOOTPATHS | | | | |
| Made up and assumed to be adopted. | | | | | |
| 10.0 | BUILDINGS INSURANCE (£): | 550,000 | GROSS EXTERNAL FLOOR AREA | 140 | Square metres |
| | <i>This figure is an opinion of an appropriate sum for which the property and substantial outbuildings should be insured against total destruction on a re-instatement basis assuming reconstruction of the property in its existing design and materials. Furnishings and fittings have not been included. No allowance has been included for inflation during the insurance period or during re-construction and no allowance has been made for VAT, other than on professional fees. Further discussions with your insurers is advised.</i> | | | | |
| 11.0 | GENERAL REMARKS | | | | |
| The re-building cost for insurance purposes is for the subject property only and is given solely as a guide, as it is assumed the building as a whole is insured under a single policy. It is recommended that you update this figure regularly to ensure that you have adequate cover or alternatively seek specialist advice from your insurer. | | | | | |
| The valuation assumes the flat is burdened with an equitable share of the cost of common repairs to the building of which it forms a part. | | | | | |
| The property is situated in an area of known former mine workings. The valuation assumes the usual enquiries with the Coal Authority will reveal nothing adverse. | | | | | |
| The property is situated in the Glasgow West Conservation Area. | | | | | |
| Where items of maintenance or repair have been identified, the purchaser should satisfy themselves as to the costs and implications of these issues prior to making an offer to purchase. | | | | | |
| 12.0 | VALUATION On the assumption of vacant possession and that the property is unaffected by any adverse planning proposals, onerous burdens, title restrictions or servitude rights. It is assumed that all necessary Local Authority consents, which may have been required, have been sought and obtained. No investigation of any contamination on, under or within the property has been made as we consider such matters to be outwith the scope of this report. All property built prior to the year 2000 may contain asbestos in one or more of its components or fittings. It is impossible to identify without a test. It is beyond the scope of this inspection to test for asbestos and future occupants should be advised that if they have any concerns then they should ask for a specialist to undertake appropriate tests. | | | | |
| 12.1 | Market Value in present condition (£): | £440,000 | Four Hundred and Forty Thousand Pounds | | |
| 12.2 | Market Value on completion of essential works (£): | | | | |
| 12.3 | Suitable security for normal mortgage purposes? | Yes | | | |
| 12.4 | Date of Valuation: | 01/07/2025 | | | |

| | | | | |
|--|--|---|---|------------|
| Signature: | | Electronically Signed: 277820-C76CD5A6-F95A | | |
| Surveyor: | A E MacDonald | BSc (Hons) MRICS | Date: | 02/07/2025 |
| Glasgow North - Allied Surveyors Scotland Ltd | | | | |
| Office: | Herbert House 24 Herbert Street Glasgow G20 6NB | | Tel: 0141 337 1133 Fax: email: glasgow.north@alliedsurveyorsscotland.com | |

P A R T 3 .

ENERGY REPORT

A report on the energy efficiency of the property.



energy report

energy report on:

| | |
|-------------------------|---|
| Property address | Flat 2/1 18 Botanic Crescent North Kelvinside Glasgow G20 8QJ |
|-------------------------|---|

| | |
|-----------------|----------------------|
| Customer | Mr. Samuel Robertson |
|-----------------|----------------------|

| | |
|-------------------------|---|
| Customer address | Flat 2/1 18 Botanic Crescent North Kelvinside Glasgow G20 8QJ |
|-------------------------|---|

| | |
|--------------------|--|
| Prepared by | A E MacDonald, BSc (Hons) MRICS Glasgow North - Allied Surveyors Scotland Ltd |
|--------------------|--|

Energy Performance Certificate (EPC)

Dwellings

Scotland

FLAT 2/1 , 18 BOTANIC CRESCENT, GLASGOW, G20 8QJ

Dwelling type: Mid-floor flat
Date of assessment: 04 April 2025
Date of certificate: 04 April 2025
Total floor area: 117 m²
Primary Energy Indicator: 172 kWh/m²/year

Reference number: 0246-1015-4204-7155-0200
Type of assessment: RdSAP, existing dwelling
Approved Organisation: Elmhurst
Main heating and fuel: Boiler and radiators, mains gas

You can use this document to:

- Compare current ratings of properties to see which are more energy efficient and environmentally friendly
- Find out how to save energy and money and also reduce CO₂ emissions by improving your home

| | | |
|---|--------|--|
| Estimated energy costs for your home for 3 years* | £3,654 | See your recommendations report for more information |
| Over 3 years you could save* | £1,386 | |

* based upon the cost of energy for heating, hot water, lighting and ventilation, calculated using standard assumptions

Very energy efficient - lower running costs



Not energy efficient - higher running costs

| Current | Potential |
|---------|-----------|
| 73 | 83 |

Energy Efficiency Rating

This graph shows the current efficiency of your home, taking into account both energy efficiency and fuel costs. The higher this rating, the lower your fuel bills are likely to be.

Your current rating is **band C (73)**. The average rating for EPCs in Scotland is **band D (61)**.

The potential rating shows the effect of undertaking all of the improvement measures listed within your recommendations report.

Very environmentally friendly - lower CO₂ emissions



Not environmentally friendly - higher CO₂ emissions

| Current | Potential |
|---------|-----------|
| 66 | 81 |

Environmental Impact (CO₂) Rating

This graph shows the effect of your home on the environment in terms of carbon dioxide (CO₂) emissions. The higher the rating, the less impact it has on the environment.

Your current rating is **band D (66)**. The average rating for EPCs in Scotland is **band D (59)**.

The potential rating shows the effect of undertaking all of the improvement measures listed within your recommendations report.

Top actions you can take to save money and make your home more efficient

| Recommended measures | Indicative cost | Typical savings over 3 years |
|--|------------------|------------------------------|
| 1 Internal or external wall insulation | £4,000 - £14,000 | £927.00 |
| 2 Double glazed windows | £3,300 - £6,500 | £459.00 |

A full list of recommended improvement measures for your home, together with more information on potential cost and savings and advice to help you carry out improvements can be found in your recommendations report.

To find out more about the recommended measures and other actions you could take today to stop wasting energy and money, visit greenerscotland.org or contact Home Energy Scotland on 0808 808 2282.

THIS PAGE IS THE ENERGY PERFORMANCE CERTIFICATE WHICH MUST BE AFFIXED TO THE DWELLING AND NOT BE REMOVED UNLESS IT IS REPLACED WITH AN UPDATED CERTIFICATE

Summary of the energy performance related features of this home

This table sets out the results of the survey which lists the current energy-related features of this home. Each element is assessed by the national calculation methodology; 1 star = very poor (least efficient), 2 stars = poor, 3 stars = average, 4 stars = good and 5 stars = very good (most efficient). The assessment does not take into consideration the condition of an element and how well it is working. 'Assumed' means that the insulation could not be inspected and an assumption has been made in the methodology, based on age and type of construction.

| Element | Description | Energy Efficiency | Environmental |
|-----------------------|---|-------------------|---------------|
| Walls | Sandstone or limestone, as built, no insulation (assumed) | ★☆☆☆☆ | ★☆☆☆☆ |
| | Solid brick, as built, no insulation (assumed) | ★★☆☆☆ | ★★☆☆☆ |
| Roof | (another dwelling above) | — | — |
| Floor | (another dwelling below) | — | — |
| Windows | Single glazed | ★☆☆☆☆ | ★☆☆☆☆ |
| Main heating | Boiler and radiators, mains gas | ★★★★☆ | ★★★★☆ |
| Main heating controls | Programmer, room thermostat and TRVs | ★★★★☆ | ★★★★☆ |
| Secondary heating | Room heaters, coal | — | — |
| Hot water | From main system | ★★★★☆ | ★★★★☆ |
| Lighting | Low energy lighting in all fixed outlets | ★★★★★ | ★★★★★ |

The energy efficiency rating of your home

Your Energy Efficiency Rating is calculated using the standard UK methodology, RdSAP. This calculates energy used for heating, hot water, lighting and ventilation and then applies fuel costs to that energy use to give an overall rating for your home. The rating is given on a scale of 1 to 100. Other than the cost of fuel for electrical appliances and for cooking, a building with a rating of 100 would cost almost nothing to run.

As we all use our homes in different ways, the energy rating is calculated using standard occupancy assumptions which may be different from the way you use it. The rating also uses national weather information to allow comparison between buildings in different parts of Scotland. However, to make information more relevant to your home, local weather data is used to calculate your energy use, CO₂ emissions, running costs and the savings possible from making improvements.


The impact of your home on the environment

One of the biggest contributors to global warming is carbon dioxide. The energy we use for heating, lighting and power in our homes produces over a quarter of the UK's carbon dioxide emissions. Different fuels produce different amounts of carbon dioxide for every kilowatt hour (kWh) of energy used. The Environmental Impact Rating of your home is calculated by applying these 'carbon factors' for the fuels you use to your overall energy use.

The calculated emissions for your home are 36 kg CO₂/m²/yr.

The average Scottish household produces about 6 tonnes of carbon dioxide every year. Based on this assessment, heating and lighting this home currently produces approximately 4.2 tonnes of carbon dioxide every year. Adopting recommendations in this report can reduce emissions and protect the environment. If you were to install all of these recommendations this could reduce emissions by 1.9 tonnes per year. You could reduce emissions even more by switching to renewable energy sources.



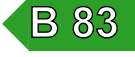
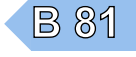
Estimated energy costs for this home

| | Current energy costs | Potential energy costs | Potential future savings |
|---------------|----------------------|------------------------|---|
| Heating | £2,850 over 3 years | £1,449 over 3 years |  |
| Hot water | £462 over 3 years | £468 over 3 years | |
| Lighting | £342 over 3 years | £351 over 3 years | |
| Totals | £3,654 | £2,268 | |

These figures show how much the average household would spend in this property for heating, lighting and hot water. This excludes energy use for running appliances such as TVs, computers and cookers, and the benefits of any electricity generated by this home (for example, from photovoltaic panels). The potential savings in energy costs show the effect of undertaking all of the recommended measures listed below.

Recommendations for improvement

The measures below will improve the energy and environmental performance of this dwelling. The performance ratings after improvements listed below are cumulative; that is, they assume the improvements have been installed in the order that they appear in the table. Further information about the recommended measures and other simple actions to take today to save money is available from the Home Energy Scotland hotline which can be contacted on 0808 808 2282. Before carrying out work, make sure that the appropriate permissions are obtained, where necessary. This may include permission from a landlord (if you are a tenant) or the need to get a Building Warrant for certain types of work.

| Recommended measures | Indicative cost | Typical saving per year | Rating after improvement | |
|--|------------------|-------------------------|---|---|
| | | | Energy | Environment |
| 1 Internal or external wall insulation | £4,000 - £14,000 | £309 |  |  |
| 2 Replace single glazed windows with low-E double glazed windows | £3,300 - £6,500 | £153 |  |  |

Choosing the right improvement package

For free and impartial advice on choosing suitable measures for your property, contact the Home Energy Scotland hotline on 0808 808 2282 or go to www.greenerscotland.org.

energy[®]
saving
trust

About the recommended measures to improve your home's performance rating

This section offers additional information and advice on the recommended improvement measures for your home

1 Internal or external wall insulation

Internal or external wall insulation involves adding a layer of insulation to either the inside or the outside surface of the external walls, which reduces heat loss and lowers fuel bills. As it is more expensive than cavity wall insulation it is only recommended for walls without a cavity, or where for technical reasons a cavity cannot be filled. Internal insulation, known as dry-lining, is where a layer of insulation is fixed to the inside surface of external walls; this type of insulation is best applied when rooms require redecorating. External solid wall insulation is the application of an insulant and a weather-protective finish to the outside of the wall. This may improve the look of the home, particularly where existing brickwork or rendering is poor, and will provide long-lasting weather protection. Further information can be obtained from the National Insulation Association (www.nationalinsulationassociation.org.uk). It should be noted that a building warrant is required for the installation of external wall insulation. Planning permission may also be required and that building regulations apply to external insulation so it is best to check with your local authority on both issues.

2 Double glazed windows

Double glazing is the term given to a system where two panes of glass are made up into a sealed unit. Replacing existing single-glazed windows with double-glazed windows will improve comfort in the home by reducing draughts and cold spots near windows. Double-glazed windows may also reduce noise, improve security and combat problems with condensation. Building regulations apply to this work and planning permission may also be required, so it is best to check with your local authority on what standards need to be met. A building warrant is not required if the windows comply with the current requirements.

Low and zero carbon energy sources

Low and zero carbon (LZC) energy sources are sources of energy that release either very little or no carbon dioxide into the atmosphere when they are used. Installing these sources may help reduce energy bills as well as cutting carbon.

LZC energy sources present: There are none provided for this home

Your home's heat demand

In this section, you can see how much energy you might need to heat your home and provide hot water. These are estimates showing how an average household uses energy. These estimates may not reflect your actual energy use, which could be higher or lower. You might spend more money on heating and hot water if your house is less energy efficient. The table below shows the potential benefit of having your loft and walls insulated. Visit <https://energysavingtrust.org.uk/energy-at-home> for more information.

| Heat demand | Existing dwelling | Impact of loft insulation | Impact of cavity wall insulation | Impact of solid wall insulation |
|------------------------------|-------------------|---------------------------|----------------------------------|---------------------------------|
| Space heating (kWh per year) | 9,662 | N/A | N/A | (3,765) |
| Water heating (kWh per year) | 2,287 | | | |

Addendum

This dwelling has stone walls and so requires further investigation to establish whether these walls are of cavity construction and to determine which type of wall insulation is best suited.

About this document

This Recommendations Report and the accompanying Energy Performance Certificate are valid for a maximum of ten years. These documents cease to be valid where superseded by a more recent assessment of the same building carried out by a member of an Approved Organisation.

The Energy Performance Certificate and this Recommendations Report for this building were produced following an energy assessment undertaken by an assessor accredited by Elmhurst (www.elmhurstenergy.co.uk), an Approved Organisation Appointed by Scottish Ministers. The certificate has been produced under the Energy Performance of Buildings (Scotland) Regulations 2008 from data lodged to the Scottish EPC register. You can verify the validity of this document by visiting www.scottishepcregister.org.uk and entering the report reference number (RRN) printed at the top of this page.

| | |
|-----------------------------|--|
| Assessor's name: | Mr. Alexander MacDonald |
| Assessor membership number: | EES/016942 |
| Company name/trading name: | Allied Surveyors Scotland Ltd |
| Address: | 24 Herbert Street Glasgow G20 6NB |
| Phone number: | 01413309950 |
| Email address: | glasgow.north@alliedsurveyorsscotland.com |
| Related party disclosure: | No related party |

If you have any concerns regarding the content of this report or the service provided by your assessor you should in the first instance raise these matters with your assessor and with the Approved Organisation to which they belong. All Approved Organisations are required to publish their complaints and disciplinary procedures and details can be found online at the web address given above.

Use of this energy performance information

Once lodged by your EPC assessor, this Energy Performance Certificate and Recommendations Report are available to view online at www.scottishepcregister.org.uk, with the facility to search for any single record by entering the property address. This gives everyone access to any current, valid EPC except where a property has a Green Deal Plan, in which case the report reference number (RRN) must first be provided. The energy performance data in these documents, together with other building information gathered during the assessment is held on the Scottish EPC Register and is available to authorised recipients, including organisations delivering energy efficiency and carbon reduction initiatives on behalf of the Scottish and UK governments. A range of data from all assessments undertaken in Scotland is also published periodically by the Scottish Government. Further information on these matters and on Energy Performance Certificates in general, can be found at www.gov.scot/epc.

Advice and support to improve this property

There is support available, which could help you carry out some of the improvements recommended for this property on page 3 and stop wasting energy and money. For more information, visit [greener-scotland.org](https://www.greener-scotland.org) or contact Home Energy Scotland on 0808 808 2282.

Home Energy Scotland's independent and expert advisors can offer free and impartial advice on all aspects of energy efficiency, renewable energy and more.

HOMEENERGYSCOTLAND.ORG
0808 808 2282
FUNDED BY THE SCOTTISH GOVERNMENT



P A R T 4 .

PROPERTY QUESTIONNAIRE

The owner of the property is required to complete this document which asks for information on the property such as 'Which council tax band?' etc.



Property Questionnaire

| | |
|---|---|
| Property Address | Flat 2/1 18 Botanic Crescent Glasgow G20 8QJ |
| Seller(s) | Samuel Robertson |
| Completion date of property questionnaire | 08/04/2025 |
| Note for sellers | |

| | |
|----|--|
| 1. | Length of ownership |
| | How long have you owned the property? 18 Months |
| 2. | Council tax |
| | Which Council Tax band is your property in? (Please circle) []A []B []C []D []E [x]F []G []H |
| 3. | Parking |
| | What are the arrangements for parking at your property? (Please tick all that apply) Garage [] Allocated parking space [] Driveway [] Shared parking [] On street [x] Resident permit [] Metered parking [] Other (please specify): |

| | | |
|-----------|---|--|
| 4. | Conservation area | |
| | Is your property in a designated Conservation Area (that is an area of special architectural or historical interest, the character or appearance of which it is desirable to preserve or enhance)? | <input checked="" type="checkbox"/> YES <input type="checkbox"/> NO <input type="checkbox"/> Don't know |
| 5. | Listed buildings | |
| | Is your property a Listed Building, or contained within one (that is a building recognised and approved as being of special architectural or historical interest)? | <input type="checkbox"/> YES <input checked="" type="checkbox"/> NO |
| 6. | Alterations/additions/extensions | |
| a | (i) During your time in the property, have you carried out any structural alterations, additions or extensions (for example, provision of an extra bath/shower room, toilet, or bedroom)? | <input type="checkbox"/> YES <input checked="" type="checkbox"/> NO |
| | If you have answered yes, please describe below the changes which you have made: | |
| | (ii) Did you obtain planning permission, building warrant, completion certificate and other consents for this work? | <input type="checkbox"/> YES <input type="checkbox"/> NO |
| | If you have answered yes, the relevant documents will be needed by the purchaser and you should give them to your solicitor as soon as possible for checking. | |
| | If you do not have the documents yourself, please note below who has these documents and your solicitor or estate agent will arrange to obtain them: | |
| b | Have you had replacement windows, doors, patio doors or double glazing installed in your property | <input type="checkbox"/> YES <input checked="" type="checkbox"/> NO |
| | If you have answered yes, please answer the three questions below: | |
| | (i) Were the replacements the same shape and type as the ones you replaced? | <input type="checkbox"/> YES <input type="checkbox"/> NO |
| | (ii) Did this work involve any changes to the window or door openings? | <input type="checkbox"/> YES <input type="checkbox"/> NO |
| | (iii) Please describe the changes made to the windows doors, or patio doors (with approximate dates when the work was completed): Please give any guarantees which you received for this work to your solicitor or estate agent. | |
| 7. | Central heating | |
| a | Is there a central heating system in your property? (Note: a partial central heating system is one which does not heat all the main rooms of the property - the main living room, the bedroom(s), the hall and the bathroom). | <input checked="" type="checkbox"/> YES <input type="checkbox"/> NO <input type="checkbox"/> Partial |

| | | |
|------------|---|--|
| | If you have answered yes or partial - what kind of central heating is there? (Examples: gas-fired, solid fuel, electric storage heating, gas warm air). <i>Gas Fired</i> | |
| | If you have answered yes, please answer the three questions below: | |
| | (i) When was your central heating system or partial central heating system installed? <i>2008</i> | |
| | (ii) Do you have a maintenance contract for the central heating system? | <input type="checkbox"/> YES <input checked="" type="checkbox"/> NO |
| | If you have answered yes, please give details of the company with which you have a maintenance contract | |
| | (iii) When was your maintenance agreement last renewed? (Please provide the month and year). | |
| 8. | Energy Performance Certificate | |
| | Does your property have an Energy Performance Certificate which is less than 10 years old? | <input checked="" type="checkbox"/> YES <input type="checkbox"/> NO |
| 9. | Issues that may have affected your property | |
| a | Has there been any storm, flood, fire or other structural damage to your property while you have owned it? | <input type="checkbox"/> YES <input checked="" type="checkbox"/> NO |
| | If you have answered yes, is the damage the subject of any outstanding insurance claim? | <input type="checkbox"/> YES <input type="checkbox"/> NO |
| b | Are you aware of the existence of asbestos in your property? | <input type="checkbox"/> YES <input checked="" type="checkbox"/> NO <input type="checkbox"/> Don't know |
| | If you have answered yes, please give details: | |
| 10. | Services | |
| | | |

property questionnaire

| | | | |
|------------|---|---|--|
| a | Please tick which services are connected to your property and give details of the supplier: | | |
| | Services | Connected | Supplier |
| | Gas or liquid petroleum gas | Y | Scottish Power |
| | Water mains or private water supply | Y | Scottish Power |
| | Electricity | Y | Scottish Power |
| | Mains drainage | N | |
| | Telephone | N | |
| | Cable TV or satellite | Y | Sky |
| | Broadband | Y | Now TV |
| b | Is there a septic tank system at your property? | | <input type="checkbox"/> YES <input checked="" type="checkbox"/> NO |
| | If you have answered yes, please answer the two questions below: | | |
| | (i) Do you have appropriate consents for the discharge from your septic tank? | <input type="checkbox"/> YES <input type="checkbox"/> NO <input type="checkbox"/> Don't know | |
| | (ii) Do you have a maintenance contract for your septic tank? | <input type="checkbox"/> YES <input type="checkbox"/> NO | |
| | If you have answered yes, please give details of the company with which you have a maintenance contract: | | |
| 11. | Responsibilities for shared or common areas | | |
| a | Are you aware of any responsibility to contribute to the cost of anything used jointly, such as the repair of a shared drive, private road, boundary, or garden area? If you have answered yes, please give details: <i>£100 Per Annum for Shared Garden Upkeep</i> | | <input checked="" type="checkbox"/> YES <input type="checkbox"/> NO <input type="checkbox"/> Don't know |
| b | Is there a responsibility to contribute to repair and maintenance of the roof, common stairwell or other common areas? If you have answered yes, please give details: <i>As Above</i> | | <input checked="" type="checkbox"/> YES <input type="checkbox"/> NO <input type="checkbox"/> N/A |
| c | Has there been any major repair or replacement of any part of the roof during the time you have owned the property? | | <input type="checkbox"/> YES <input checked="" type="checkbox"/> NO |
| d | Do you have the right to walk over any of your neighbours' property- for example to put out your rubbish bin or to maintain your boundaries? If you have answered yes, please give details: | | <input type="checkbox"/> YES <input checked="" type="checkbox"/> NO |

property questionnaire

| | | |
|--|---|----------------------------------|
| e | As far as you are aware, do any of your neighbours have the right to walk over your property, for example to put out their rubbish bin or to maintain their boundaries? If you have answered yes, please give details: | [] YES [x] NO |
| f | As far as you are aware, is there a public right of way across any part of your property? (public right of way is a way over which the public has a right to pass, whether or not the land is privately owned.) If you have answered yes, please give details: | [] YES [x] NO |
| 12. Charges associated with your property | | |
| a | Is there a factor or property manager for your property? If you have answered yes, please provide the name and address, and give details of any deposit held and approximate charges: <i>Self Factored. Ron Singleton, 19 Botanic Crescent, G20 8QJ</i> | [x] YES [] NO |
| b | Is there a common buildings insurance policy? | [x] YES [] NO [] Don't know |
| | If you have answered yes, is the cost of the insurance included in your monthly/annual factors charges? | [x] YES [] NO [] Don't know |
| c | Please give details of any other charges you have to pay on a regular basis for the upkeep of common areas or repair works, for example to a residents' association, or maintenance or stair fund. <i>£100 Per Annum. As Above</i> | |
| 13. Specialist works | | |
| a | As far as you are aware, has treatment of dry rot, wet rot, damp or any other specialist work ever been carried out to your property? | [] YES [x] NO |
| | If you have answered yes, please say what the repairs were for, whether you carried out the repairs (and when) or if they were done before you bought the property. | |
| b | As far as you are aware, has any preventative work for dry rot, wet rot, or damp ever been carried out to your property? | [] YES [x] NO |
| | If you have answered yes, please give details: | |
| c | If you have answered yes to 13(a) or (b), do you have any guarantees relating to this work? | [] YES [] NO |
| | If you have answered yes, these guarantees will be needed by the purchaser and should be given to your solicitor as soon as possible for checking. If you do not have them yourself please write below who has these documents and your solicitor or estate agent will arrange for them to be obtained. You will also need to provide a description of the work carried out. This may be shown in the original estimate. Guarantees are held by: | |

| | | |
|------------|---|---|
| 14. | Guarantees | |
| a | Are there any guarantees or warranties for any of the following: | |
| (i) | Electrical work | <input checked="" type="checkbox"/> NO <input type="checkbox"/> YES <input type="checkbox"/> Don't know <input type="checkbox"/> With title deeds <input type="checkbox"/> Lost |
| (ii) | Roofing | <input checked="" type="checkbox"/> NO <input type="checkbox"/> YES <input type="checkbox"/> Don't know <input type="checkbox"/> With title deeds <input type="checkbox"/> Lost |
| (iii) | Central heating | <input checked="" type="checkbox"/> NO <input type="checkbox"/> YES <input type="checkbox"/> Don't know <input type="checkbox"/> With title deeds <input type="checkbox"/> Lost |
| (iv) | National House Building Council(NHBC) | <input checked="" type="checkbox"/> NO <input type="checkbox"/> YES <input type="checkbox"/> Don't know <input type="checkbox"/> With title deeds <input type="checkbox"/> Lost |
| (v) | Damp course | <input checked="" type="checkbox"/> NO <input type="checkbox"/> YES <input type="checkbox"/> Don't know <input type="checkbox"/> With title deeds <input type="checkbox"/> Lost |
| (vi) | Any other work or installations? (for example, cavity wall insulation, underpinning, indemnity policy) | <input checked="" type="checkbox"/> NO <input type="checkbox"/> YES <input type="checkbox"/> Don't know <input type="checkbox"/> With title deeds <input type="checkbox"/> Lost |
| b | If you have answered 'yes' or 'with title deeds', please give details of the work or installations to which the guarantee(s) relate(s): | |
| c | Are there any outstanding claims under any of the guarantees listed above? | <input type="checkbox"/> YES <input checked="" type="checkbox"/> NO |
| | If you have answered yes, please give details: | |

| | | |
|--|---|--|
| 15. | Boundaries | |
| | So far as you are aware, has any boundary of your property been moved in the last 10 years? | <input type="checkbox"/> YES <input checked="" type="checkbox"/> NO <input type="checkbox"/> Don't know |
| | If you have answered yes, please give details: | |
| 16. | Notices that affect your property | |
| In the past three years have you ever received a notice: | | |
| a | advising that the owner of a neighbouring property has made a planning application? | <input checked="" type="checkbox"/> YES <input type="checkbox"/> NO |
| b | that affects your property in some other way? | <input type="checkbox"/> YES <input checked="" type="checkbox"/> NO |
| c | that requires you to do any maintenance, repairs or improvements to your property? | <input type="checkbox"/> YES <input checked="" type="checkbox"/> NO |
| | If you have answered yes to any of a-c above, please give the notices to your solicitor or estate agent, including any notices which arrive at any time before the date of entry of the purchaser of your property. | |

Declaration by the seller(s)/or other authorised body or person(s) I/We confirm that the information in this form is true and correct to the best of my/our knowledge and belief.

Signature(s): Samuel Robertson

Capacity: ☒ Owner
☐ Legally Appointed Agent for Owner

Date: 08/04/2025